











## 15 4x50m Medley Mixed Final

Official

 Entries
  Heats
  Summary

## Total

Rank	Competitor	Age	Club	RT	PTS	Result
1	 Roskill Mas...	59	 Roskill Mas...	0.74		2:18.77
	Ash Raja	59	(0.74)	37.25	37.25	
	Kyla Steenhardt	47	(0.56)	36.65	1:13.90	
	Eugene Manko	58	(0.31)	32.59	1:46.49	
	Shelley Rowland	54	(0.08)	32.28	2:18.77	
2	 North Shor...	63	 North Shor...	0.69		2:22.88
	Jenny Lyles	46	(0.69)	36.09	36.09	
	Chris Howie	52	(0.42)	39.84	1:15.93	
	Russell Jones	63	(0.40)	32.82	1:48.75	
	Karin Sjosten	51	(0.10)	34.13	2:22.88	
3	 Olympic Ho...	39	 Olympic Ho...	0.87		2:22.90
	Callen Saunders	39	(0.87)	34.02	34.02	
	Dale Johnson	30	(0.73)	44.00	1:18.02	
	Tessa Field	31	(0.44)	33.78	1:51.80	
	Kathryn Pound	31	(0.59)	31.10	2:22.90	
4	 Sundevils A	60	 Sundevils	0.96		2:27.14
	Carmel Gardner	60	(0.96)	37.61	37.61	
	Anna Murray	36	(0.57)	42.16	1:19.77	
	Jane Perry	57	(0.79)	34.99	1:54.76	
	Jean-Pierre De Raad	58	(-0.01)	32.38	2:27.14	
5	 Jasi Master...	64	 Jasi Masters	0.78		2:31.68
	Robyn Crotty	64	(0.78)	40.34	40.34	
	Marco Troiani	56	(0.54)	43.59	1:23.93	
	Christoph Bartneck	52	(0.55)	36.65	2:00.58	
	Annie Soutter Horton	51	(0.29)	31.10	2:31.68	
6	 North Shor...	60	 North Shor...	0.68		2:31.80
	Leonard Gildenhuys	60	(0.68)	37.07	37.07	
	Christina Bendall	53	(0.46)	48.38	1:25.45	
	David Liversidge	47	(0.35)	31.51	1:56.96	
	Gail Colliar	50	(0.66)	34.84	2:31.80	
7	 Waitakere ...	60	 Waitakere ...	0.77		2:32.38
	Amy Robson	35	(0.77)	40.47	40.47	
	Richard Breukink	30	(0.67)	38.69	1:19.16	
	Tate Pichon	28	(0.99)	40.17	1:59.33	
	Catherine Harvey	60	(0.97)	33.05	2:32.38	

<b>8</b>	 Whakatane...	75	 Whakatane...	0.85	<b>2:48.31</b>
	John De Vries	67	(0.85)	36.50	36.50
	Cathryn Rowland	47	(0.72)	49.62	1:26.12
	Steve Williamson	49	(0.68)	31.39	1:57.51
	Helen White	75	(0.76)	50.80	2:48.31
<b>9</b>	 North Shor...	82	 North Shor...	0.98	<b>3:18.06</b>
	Sue Pollard	82	(0.98)	57.30	57.30
	Hong Lee	42	(0.86)	1:00.23	1:57.53
	Jonathan Allen	73	(0.39)	48.33	2:45.86
	Junichi Nishihara	62	(0.49)	32.20	3:18.06
<b>10</b>	 Waitakere ...	80	 Waitakere ...	0.77	<b>3:34.55</b>
	Rob James	80	(0.77)	45.87	45.87
	Tim Rapley	74		59.63	1:45.50
	Carly Butters	32	(0.71)	1:00.70	2:46.20
	Andy Paterson	58		48.35	3:34.55
<b>-</b>	 Roskill Mas...	29	 Roskill Mas...	0.79	<b>DSQ</b>
	Lucy Happe	28	(0.79)		DSQ
	Nicole Allen	25	(0.12)		
	Alex Baird	29	(0.38)		
	Adam Comer	24	(-0.12)		